

2019 MODEL YEAR



COLORADO DIESEL



DIMENSIONS

2.5L 4x2 - J Package

Dimensions	mm	Front dimensions	mm
Length	5,361	Front head room	1,005
Width	1,872	Front shoulder room	1,488
Height	1,699	Front hip room	1,379
Wheelbase	3,096	Front leg room	1,045
Cargo box inner dimensions		Regular dimensions	
Length	1,484	Rear head room	973
Width at floor	1,534	Rear shoulder room	1,472
Width-w/houses	1,122	Rear hip room	1,416
Height	456	Rear leg room	856
Weights			
Gross weight (kg)	2,955		
Payload (kg)	1,077		
Capacities			
Fuel tank (L)	76		
Trailer capacity (Kg)	3,500		
Min ground clearance	188		
Approach angle	21.9		
Departure angle	17.3		

2.5L 4x2 - K Package

Dimensions	mm	Front dimensions	mm
Length	5,361	Front head room	1,005
Width	1,872	Front shoulder room	1,488
Height	1,703	Front hip room	1,379
Wheelbase	3,096	Front leg room	1,045
Cargo box inner dimensions		Regular dimensions	
Length	1,484	Rear head room	973
Width at floor	1,534	Rear shoulder room	1,472
Width-w/houses	1,122	Rear hip room	1,416
Height	456	Rear leg room	856
Weights			
Gross weight (kg)	2,955		
Payload (kg)	1,068		
Capacities			
Fuel tank (L)	76		
Trailer capacity (Kg)	3,500		
Min ground clearance	187		
Approach angle	21.8		
Departure angle	17.8		

DIMENSIONS

2.5L 4x4 - L and 2.8L 4x4 M Packages

Dimensions	mm	Front dimensions	mm
Length	5,361	Front head room	1,005
Width	1,872	Front shoulder room	1,488
Height	1,785	Front hip room	1,379
Wheelbase	3,096	Front leg room	1,045
Cargo box inner dimensions		Regular dimensions	
Length	1,484	Rear head room	973
Width at floor	1,534	Rear shoulder room	1,472
Width-w/houses	1,122	Rear hip room	1,416
Height	456	Rear leg room	856
Weights			
Gross weight (kg)	3,045		
Payload (kg)	1,043		
Capacities			
Fuel tank (L)	76		
Trailer capacity (Kg)	3,500		
Min ground clearance	212		
Approach angle	28.4		
Departure angle	22		

2.8L 4x4 P Package

Dimensions	mm	Front dimensions	mm
Length	5,361	Front head room	1,005
Width	1,872	Front shoulder room	1,488
Height	1,798	Front hip room	1,379
Wheelbase	3,096	Front leg room	1,045
Cargo box inner dimensions		Regular dimensions	
Length	1,484	Rear head room	973
Width at floor	1,534	Rear shoulder room	1,472
Width-w/houses	1,122	Rear hip room	1,416
Height	456	Rear leg room	856
Weights			
Gross weight (kg)	3,045		
Payload (kg)	1,002		
Capacities			
Fuel tank (L)	76		
Trailer capacity (Kg)	3,500		
Min ground clearance	220		
Approach angle	28.8		
Departure angle	23.3		

PACKAGES

Code	Package	Description
12L43	J	LS <ul style="list-style-type: none"> • 4-cylinder, 2.5L Turbo diesel engine (163hp) • 4x2 • 6-speed manual transmission • Front disc and rear drum brakes • Front air bags • 15" steel wheels • Black outside handles • Outside mirrors, manual adjustment manual folding • Front air conditioning with manual controls • Radio AM/FM and Aux In, 4 speakers • Instrument panel
12L43	K	LT Same content as 1SJ (12L43) plus: <ul style="list-style-type: none"> • 16" aluminum wheels • Body color outside handles • Body color outside mirrors with electric adjustment, manual folding and turn signal • MyLink 7" touchscreen, AM/FM, Aux in, USB, Bluetooth®, Smartphone integration and 6 speakers
12L43	L	LT Same content as 1SK (12L43) plus: <ul style="list-style-type: none"> • 4X4 • Front disc and rear drum brakes with ABS • Fog lamps
12L43	M	LT Same content as 1SL (12L43) plus: <ul style="list-style-type: none"> • 4-cylinder, 2.8L Turbo diesel engine (200hp) • 6-speed automatic transmission
12L43	P	LTZ Same content as 1SM (12L43) plus: <ul style="list-style-type: none"> • 18" aluminium wheels • Outside chrome mirrors with electric adjustment, electric folding and turn signal • Front, manual control, automatic on-off control, LED daytime running headlamps • Front, automatic air conditioning • Running board • Roof rails • Chrome package (Outside mirrors, grille, rear fascia and outside handles) • Leather-wrapped steering wheel with audio controls • Cruise control • MyLink 8" touchscreen, AM/FM, USB, auxiliary inputs, Bluetooth® Smartphone integration, 7 premium speakers • Remote start engine • Rear view camera • Lane departure sensor • Park assist sensor • Collision alert sensor

STANDAR EQUIPMENT

RPO		EXTERIOR	
AXG AEF AER	Power Windows	With Express Up / Down function	▪
VB5	Fascia	Front, body color	▪
BHC	Emblem	Chevrolet	▪
U71	Antenna		▪
INTERIOR			
AG5 A51 AUW AM7	Seats	Driver, 2-way manual adjustment Front, bucket Rear folding 40/60	▪ ▪ ▪
TCA	Lamp	Dome, center	▪
KH8	Power outlet	Front	▪
UDC	Instrument panel		▪
BS1		Instalation acustic system	▪
ENGINE/ CHASSIS / MECHANICAL			
VJQ	Tow hook	Front	▪
ULS	Steering Wheel	Mechanical lock	▪
FHW	Fuel	Diésel	▪
T67	Battery	12V, 70AH, 512 ENCCA	▪
KG9	Generator	140 AMP	▪
NM0	Emission System	Euro 2	▪
SAFETY			
V33		Tools kit	▪
ECA	Jey	Foldable	▪
ATG	Locks	Remote entry	▪
AT7	Seat belt	Rear, 3-points	▪
AK5	Airbags	Front, driver and passenger	▪
BAE		Inmobilizer	▪
TR8		Reflector warning	▪
RYG	Assembly plant	Rayong, Thailand	▪

- Equipment Included

2019 CHEVROLET GMCC VEHICLE ORDERING GUIDE COLORADO

EQUIPMENT BY PACKAGE

			12L43	12L43	12L43	12L43	12L43
			LS	LT	LT	LT	LTZ
RPO	EXTERIOR		J	K	L	M	P
WAI	Emblem	LT	—	▪	▪	▪	—
WEJ		LTZ	—	—	—	—	▪
RRL	Wheels	15" steel	▪	—	—	—	—
WQS		16" aluminium	—	▪	—	—	—
WQW		16" aluminium	—	—	▪	▪	—
RQJ		18" aluminium	—	—	—	—	▪
RU2	Spare wheel	15" steel	▪	▪	—	—	—
RIR		16" aluminium	—	—	▪	▪	▪
PKY	Tires	195R15C 106/104S BW 8PR	▪	—	—	—	—
R2S		215/70R16 108/106S BW 6PR HWY	—	▪	—	—	—
RP5		245/70R16 SL 111S BW HWY	—	—	▪	▪	—
QH6		265/60R18 SL 110S BW ALS	—	—	—	—	▪
R2U	Spare tire	195R15C 106/104S BW 8PR	▪	▪	—	—	—
ZJE		245/70R16 SL 111 S BW HWY	—	—	▪	▪	▪
CE1	Wipers	Sensitive	—	—	—	—	▪
DBI	Outside mirrors	Manual adjustment, manual folding	▪	—	—	—	—
DGJ		Body color, electric adjustment, manual folding and turn signal	—	▪	▪	▪	—
DGF		Chrome, electric adjustment, electric folding and turn signal	—	—	—	—	▪
DD8	Rear view mirror	Electrochromic	—	—	—	—	▪
TK3	Grille	Silver with chrome moldings	—	▪	▪	▪	—
V22		Body color with chrome moldings	—	—	—	—	▪
V42	Fascia	Rear, chrome	—	—	—	—	▪
B87	Moldings	Black side moldings	—	—	▪	▪	—
VH4	Mud flaps		▪	▪	—	—	—
BVE	Running board		—	—	—	—	▪
T3U	Headlamps	Fog lamps	—	—	▪	▪	▪
TR6		Front, manual control	—	—	—	—	▪
T83		Automatic on-off control	—	—	—	—	▪
T7E		LED daytime running	—	—	—	—	▪
T93	Lamp	Rear, stop lamp	—	—	—	—	▪
VGA	Roof rails		—	—	—	—	▪
D72	Outside handles	Black	▪	—	—	—	—
D75		Body color	—	▪	▪	▪	—
D7A		Body color with chrome strip	—	—	—	—	▪
D87		Rear, black color	▪	▪	▪	▪	—
E3E		Rear, chrome	—	—	—	—	▪
INTERIOR							
N33	Steering wheel	Tilttable	—	▪	▪	▪	▪
K34		Cruise control	—	—	—	—	▪
C60	Air conditioning	Front with manual controls	▪	▪	▪	▪	—
C68		Front, automatic	—	—	—	—	▪
C49	Deffogger	Rear	—	▪	▪	▪	▪
D54	Console	Front compartment, floor without lid	▪	—	—	—	—
D53		Front compartment, floor with lid	—	▪	▪	▪	▪

• Equipment included

— Equipment not included

2019 CHEVROLET GMCC VEHICLE ORDERING GUIDE COLORADO


			12L43	12L43	12L43	12L43	12L43
			LS	LT	LT	LT	Ltz
RPO	INTERIOR		J	K	L	M	P
DK6	Console	Roof	-	-	-	-	▪
KH4	Park brake handle	Black	▪	▪	▪	▪	-
JA3		Chrome	-	-	-	-	▪
E22	Assist handles	Rear	-	▪	▪	▪	▪
E27		Passenger	-	▪	▪	▪	▪
N30	Steering wheel	Deluxe	▪	▪	▪	▪	-
NP5		Leather-wrapped	-	-	-	-	▪
W1Y		With audio controls	-	-	-	-	▪
C74	Illumination lamp	Roof, dual reading	-	▪	▪	▪	-
AG4	Seats	Driver, 2-way manual adjustment	-	▪	▪	▪	-
AHT		Driver, with multidirectional electric adjustment	-	-	-	-	▪
E98		Pockets front seats	-	-	-	-	▪
E99		Pockets front seats	-	-	-	-	▪
KC7		Power outlet	Rear	-	▪	▪	▪
DA5	Armrest	Rear, central	-	-	-	-	▪
DLU	Vanity mirrors	Driver without mirror and passenger with mirror	-	▪	▪	▪	▪
6NE	Inside handles	Silver color	-	▪	▪	▪	-
E33		Bright Chrome	-	-	-	-	▪
IP1	Radio	Radio AM/FM y Aux In	▪	-	-	-	-
IOB		Chevrolet MyLink 7" touchscreen, AM/FM, Aux in, USB, Bluetooth®, Smartphone integration	-	▪	▪	▪	-
IO5		Chevrolet MyLink 8" touchscreen, USBand auxiliary jack. Voice recognition, Bluetooth, Smartphone integration and audio streaming	-	-	-	-	▪
UW4	Speakers	4	▪	-	-	-	-
UW5		6	-	▪	▪	▪	-
U65		7 Premium	-	-	-	-	▪
UJM		Tire pressure indicator	-	-	-	-	▪
ECB	Key	Foldable spare	-	-	-	-	▪
PTJ		Remote key	-	-	-	-	▪
ENGINE / CHASSIS / MECHANICAL							
LKH	Engine	Diésel, 2.5L Turbo, 4 cylinder, DI, DOHC, 115KW (Power:163hp@3600 rpm, Torque:280 lb-pie@2000 rpm)	▪	▪	▪	-	-
LWN		Diésel, 2.8L Turbo, 4 cylinder, DI, DOHC, XLDE (Potencia:200hp@3600 rpm, Torque:325 lb-pie@2000 rpm (MT) Torque: 369 lb-pie@2000 rpm (AT))	-	-	-	▪	▪
NQV	Transfer case	2 speed, electric shift with mode 4WD	-	-	▪	▪	▪
MA2	Transmission	6-speed manual transmission	▪	▪	▪	-	-
MYB		6-speed manual transmission	-	-	-	▪	▪
M97		Transmission shifter interlock	-	-	-	▪	▪
N40	Steering	Power	▪	▪	▪	-	-
NJ2		Electric	-	-	-	▪	▪
F87	Chassis	Heavy Duty	▪	▪	-	-	-
TNB		Raised frame height	-	-	▪	▪	▪

- Equipment included
- Equipment not included

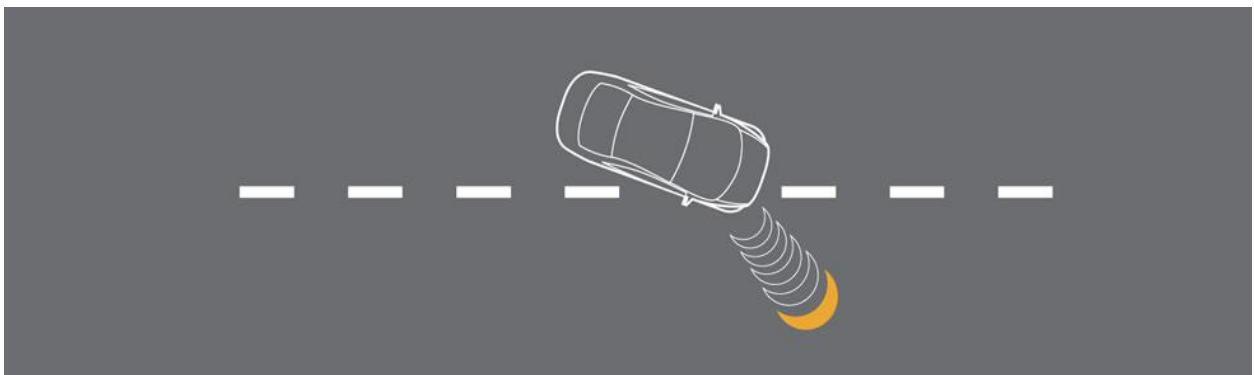
2019 CHEVROLET GMCC VEHICLE ORDERING GUIDE COLORADO

RPO	MOTOR / CHASSIS / MECHANICAL		12L43	12L43	12L43	12L43	12L43
			LS	LT	LT	LT	LTZ
			J	K	L	M	P
F88	Suspension	Low stance	▪	▪	–	–	–
F89		High stance	–	–	▪	▪	▪
GT4	Axle ratio	3.73	▪	▪	▪	–	–
GU6		3.42	–	–	–	▪	▪
G80	Axle	Limited slip	–	–	–	–	▪
J41	Brakers	Front disc and rear drum	▪	▪	–	–	–
JM4		Front disc and rear drum with ABS	–	–	▪	▪	▪
EN5	Locks	Bed door	–	▪	▪	▪	▪
BTV	Start engine system	Remote, using remote control	–	–	–	–	▪
SAFETY							
UVC	Camera	Rear view	–	–	–	–	▪
UFL	Lane departure sensor	Monitors lane boundaries and helps keep your vehicle centered	–	–	–	–	▪
UD5	Park assist sensor	Front and rear with acoustic alarm to detect the surrounding objects	–	–	–	–	▪
UEU	Collision alert sensor	Monitors the distance between the car in front to avoid a possible collision	–	–	–	–	▪
UTJ	Alarm	Key activation	–	–	–	–	▪
UTP			–	–	–	–	▪

- Equipment included
- Equipamento not included



Collision alert Sensor (UEU)



Lane departure Sensor (UFL)

Images for illustrative purposes only

EXTERIOR COLORS / INTERIOR TRIM

LS - J (12L43) PACKAGE CLOTH TRIM

Exterior color	Exterior Color code	Interior trim
		Jet black / Dark ash H2R
Bright silver metallic	GAN	▪
White	GAZ	▪
Black carbon metallic	GB0	▪
Steel gray metallic	GYM	▪
Red solid	GG2	▪
Dark brown metallic	GVX	▪
Electric blue metallic	G8P	▪

LT -K (12L43), LT - L (12L43), LT - M (12L43) PACKAGES CLOTH TRIM

Exterior color	Exterior Color code	Interior trim
		Jet black / Dark ash H2R
Bright silver metallic	GAN	▪
White	GAZ	▪
Black carbon metallic	GB0	▪
Steel gray metallic	GYM	▪
Red solid	GG2	▪
Dark brown metallic	GVX	▪
Electric blue metallic	G8P	▪

LTZ - P (12L43) PACKAGES CLOTH TRIM

Exterior color	Exterior Color code	Interior trim
		Jet black / Dark ash H2R
Bright silver metallic	GAN	▪
White	GAZ	▪
Black carbon metallic	GB0	▪
Steel gray metallic	GYM	▪
Red solid	GG2	▪
Dark brown metallic	GVX	▪
Electric blue metallic	G8P	▪

EXTERIOR COLORS



Bright silver metallic (GAN)



Black carbon metallic (GB0)



Red solid (GG2)




Steel gray metallic (GYM)



Dark brown metallic (GVX)



Electric blue metallic (G8P)



White (GAZ)